



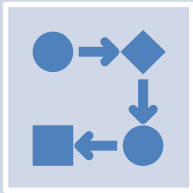
# Introduction to Patient Outcome Reporting Tool for emergency medicAL services (PORTAL)

Vanderbilt University Medical Center,  
Emergency Medicine Research

# What is PORTAL?

- Patient Outcome Reporting Tool for emergency medical services (PORTAL) is an innovative tool that delivers automated feedback on prehospital chest pain care and hospital-based patient outcomes to EMS providers
- PORTAL was created in partnership with ESO so that this feedback report could be easily accessible through ESO's Electronic Health Record
- PORTAL will be tested at several EMS agencies that use ESO

# Why was PORTAL created?



The nature of prehospital work can make it challenging for providers to know what happens to their patients. As a result, valuable insight into practice patterns and opportunities for feedback are unfortunately lost



Our team wanted to create an easier way for EMS providers to automatically receive information about their patient's outcomes reports, giving providers the opportunity to learn from their practices

# Cycle of Care with PORTAL

EMS Provider receives  
911 call for possible Acute  
Coronary Syndrome ([ACS]  
chest pain, etc)



EMS Provider encounters  
patient and screens for  
possible ACS



EMS Provider obtains  
ECG and gives aspirin per  
AHA guidelines



Patient receives treatment at the  
hospital, health outcomes are  
reported in electronic health  
record



ESO provides feedback  
through their HDE  
via PORTAL on patient  
outcomes and clinical  
practice, which EMS  
provider can review and  
apply to practice



# Why Report Outcomes on Patients with Possible ACS?

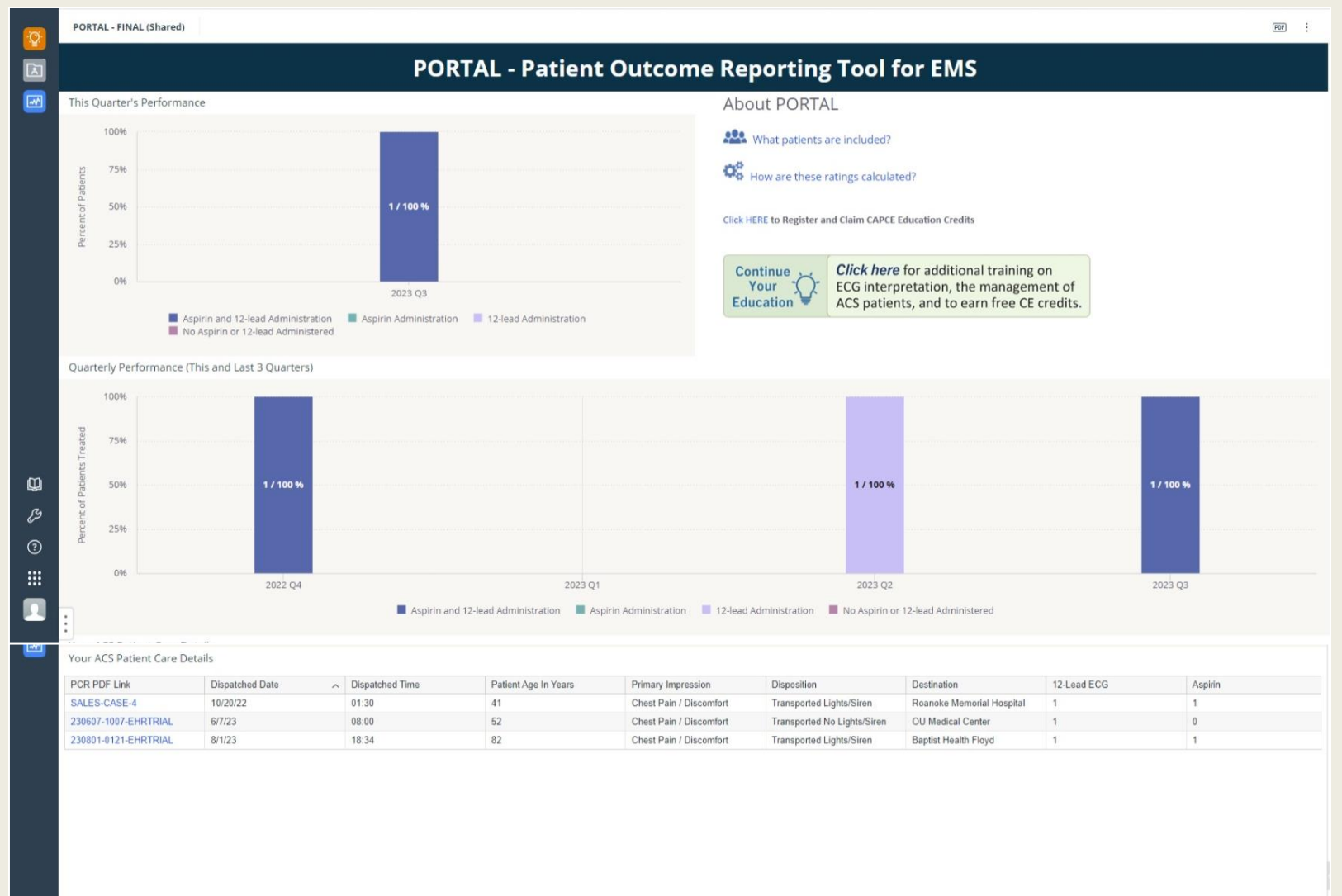
- The American Heart Association (AHA)  
Mission: Lifeline recommends early electrocardiograms (ECGs) in the prehospital setting; early ECGs and prehospital notifications are associated with an improved patient mortality rate for ACS patients
- EMS providers rarely receive feedback on the care provided and the outcomes of their patients



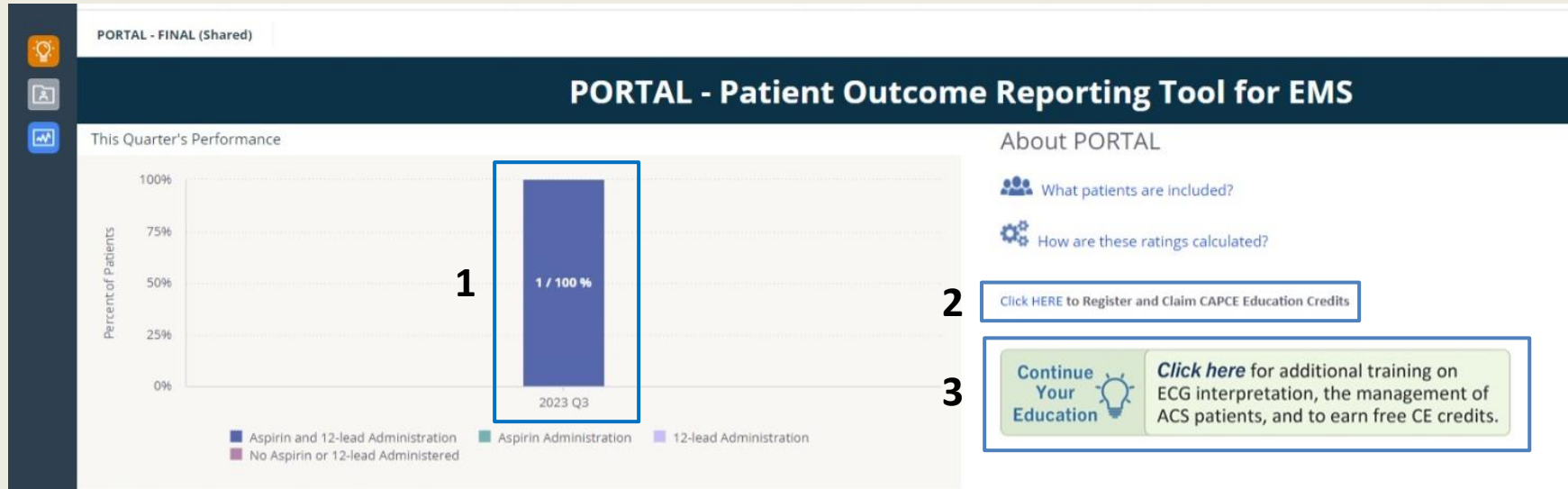
# Benefits of PORTAL

- Free CAPCE CE credit
- Access to user-centered reports about your ACS practice patterns and patient outcomes
- Free educational resources about treating ACS
- Quarterly care summaries that allow you to review your practice patterns

# PORTAL Dashboard



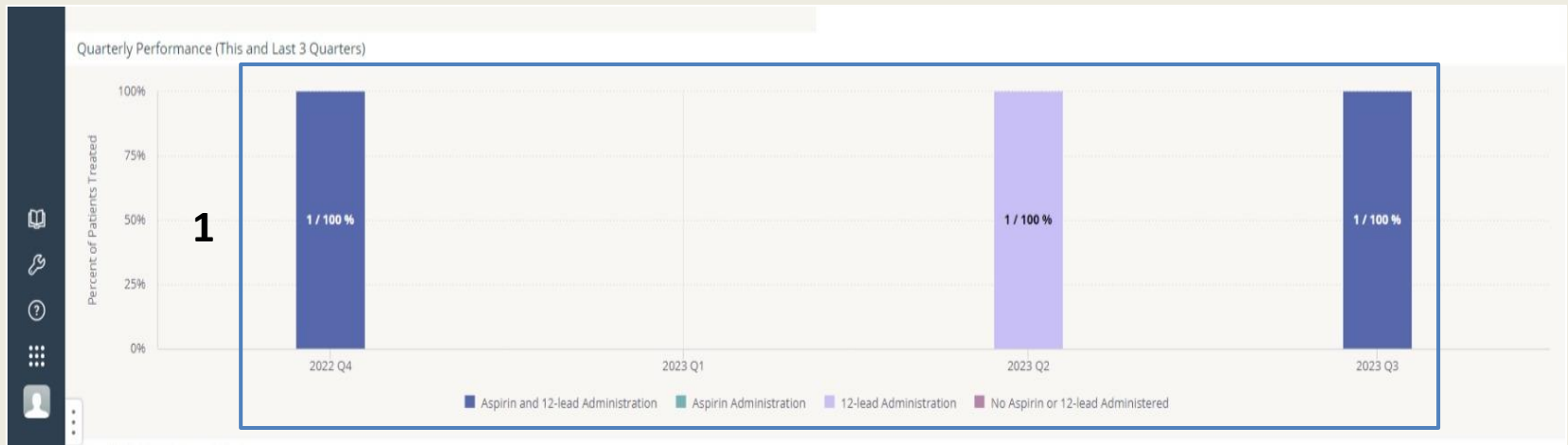
# Section 1: Current Quarter Review



1. Quickly review your quarterly practice patterns with visual graph of 12-lead and aspirin administration
2. [Register for CAPCE credit](#)
3. Find free educational resources



# Section 2: Long-Term Review



1. Easily compare practice patterns from previous quarters

# Section 3: Individual Cases

1

2

Your ACS Patient Care Details

PCR PDF Link	Dispatched Date	Dispatched Time	Patient Age In Years	Primary Impression	Disposition	Destination	12-Lead ECG	Aspirin
<a href="#">SALES-CASE-4</a>	10/20/22	01:30	41	Chest Pain / Discomfort	Transported Lights/Siren	Roanoke Memorial Hospital	1	1
<a href="#">230607-1007-EHRTRIAL</a>	6/7/23	08:00	52	Chest Pain / Discomfort	Transported No Lights/Siren	OU Medical Center	1	0
<a href="#">230801-0121-EHRTRIAL</a>	8/1/23	18:34	82	Chest Pain / Discomfort	Transported Lights/Siren	Baptist Health Floyd	1	1

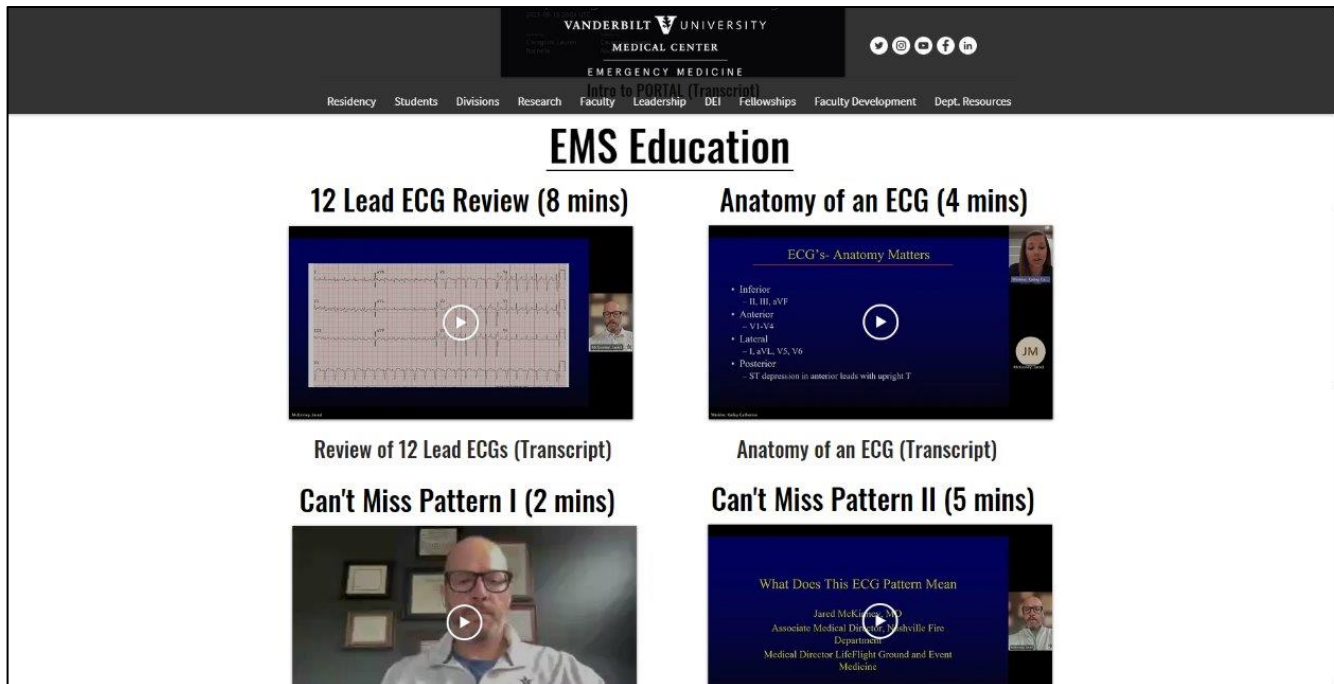
1. Find specific patients and quickly access their reports
2. Instantly see which patients were administered an aspirin or ECG (1) and which ones were not (0)

# CAPCE Credit

- Providers who [register at this link](#) are eligible for up to 6 hours of CE credit
- Each site has opted for either:
  - [Earn as you go](#)
  - [Individual cases](#)
- Check with your site champion about agency-specific requirements!

# Educational Resources

- Our team has curated a collection of free, educational resources about a variety of ACS-related topics. [Click here to access](#)




VANDERBILT UNIVERSITY  
MEDICAL CENTER  
EMERGENCY MEDICINE

Residency Students Divisions Research Faculty Leadership DEI Fellowships Faculty Development Dept. Resources


## EMS Education

### 12 Lead ECG Review (8 mins)




Review of 12 Lead ECGs (Transcript)

### Anatomy of an ECG (4 mins)




Anatomy of an ECG (Transcript)

### Can't Miss Pattern I (2 mins)



Can't Miss Pattern I (2 mins)

### Can't Miss Pattern II (5 mins)



Can't Miss Pattern II (5 mins)

# Questions?

- If you're interested in learning more about PORTAL , please contact [portalstudy@vumc.org](mailto:portalstudy@vumc.org)